

# EVO LED



## Bruksområde

- Armatur for Tak , skinne eller nedhengt montasje.

## Armaturløsning

- Armatur hus i stål lakkert hvit.

## Optikk


- Klar akryl med linser

## Bestykning

- LED 3000K eller 4000K.
- CRI 80 standard (kan leveres med CRI 90).

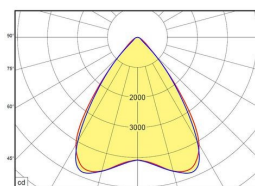
## Varianter

- Smalstråle 30°.
- Bredstråle 60°.
- Ekstra bred 110°.
- Asymmetrisk.
- Gjennomgangskobling.
- Wireoppheng.
- Brakett for sammenkobling i rekke.
- Digital dimming (DALI).

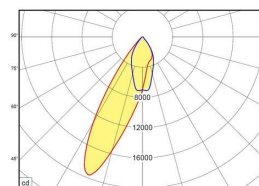


60°

Art. nr.	W	Lumen	Kelvin	A	B	C	X1	Y
429130	25	3400	3000	610	96	50	480	50
429131	37	5200	3000	896	96	50	640	50
429132	48	7000	3000	1182	96	50	950	50
429133	60	8700	3000	1468	96	50	1180	50
429134	25	3400	4000	610	96	50	480	50
429135	37	5200	4000	896	96	50	640	50
429136	48	7000	4000	1182	96	50	950	50
429137	60	8700	4000	1468	96	50	1180	50



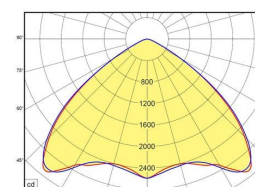
60°



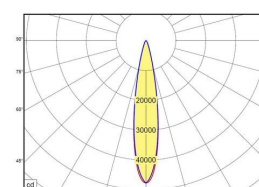
Asymmetrisk

110°

Art. nr.	W	Lumen	Kelvin	A	B	C	X1	Y
429140	25	3400	3000	610	96	50	480	50
429141	37	5200	3000	896	96	50	640	50
429142	48	7000	3000	1182	96	50	950	50
429143	60	8700	3000	1468	96	50	1180	50
429144	25	3400	4000	610	96	50	480	50
429145	37	5200	4000	896	96	50	640	50
429146	48	7000	4000	1182	96	50	950	50
429147	60	8700	4000	1468	96	50	1180	50

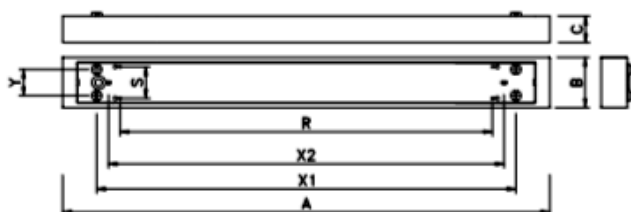


110°



30°

Ca. 15% lavere lumen med CRI 90



**Armaturen skal aldri tilkobles byggestrøm.  
Armaturen skal primært megges med 250V DC.  
Hvis det benyttes 500V må fasene sammenkobles.**